


HOW TO CHANGE YOUR BOOTH SELECTION:

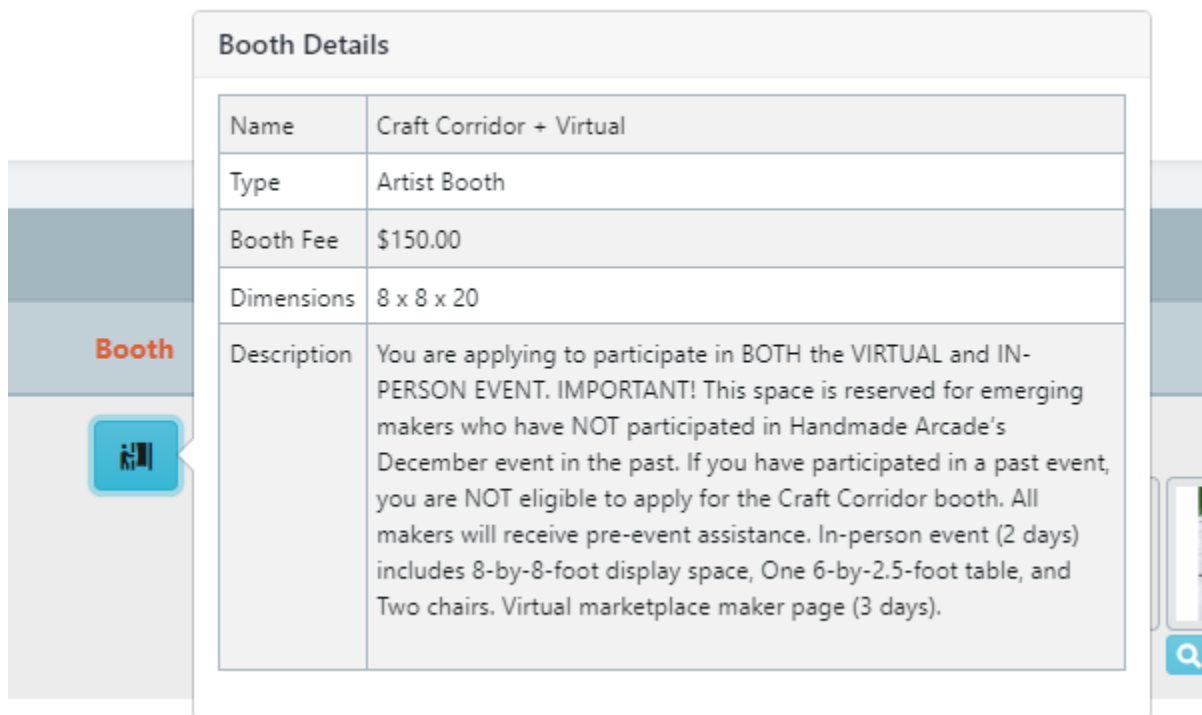
Log back into ArtCall.org.

<https://handmadearcade2021.artcall.org/users/login>

Click the **BLUE Booth Button** to see what booth you initially choose.





A Booth Details Window will open. Close the blue button again to close it.



Booth Details	
Name	Craft Corridor + Virtual
Type	Artist Booth
Booth Fee	\$150.00
Dimensions	8 x 8 x 20
Description	You are applying to participate in BOTH the VIRTUAL and IN-PERSON EVENT. IMPORTANT! This space is reserved for emerging makers who have NOT participated in Handmade Arcade's December event in the past. If you have participated in a past event, you are NOT eligible to apply for the Craft Corridor booth. All makers will receive pre-event assistance. In-person event (2 days) includes 8-by-8-foot display space, One 6-by-2.5-foot table, and Two chairs. Virtual marketplace maker page (3 days).

Click the YELLOW EDIT Button to change your selection.


Actions

 Edit 

Scroll to the bottom of the page.

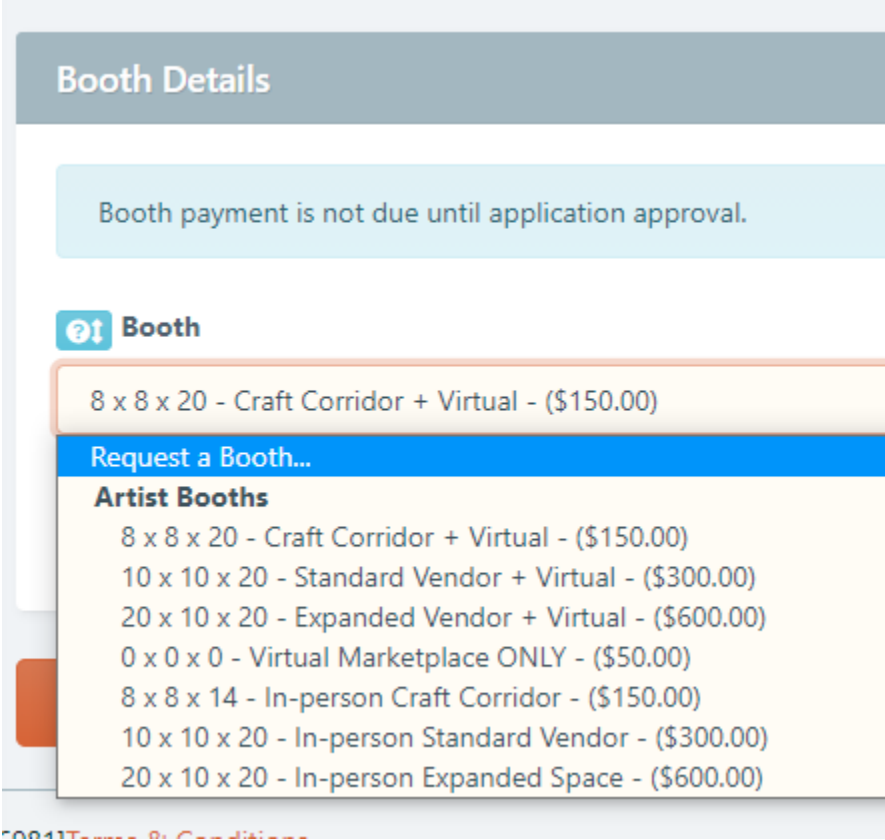
Booth Details

Booth payment is not due until application approval.

 **Booth**

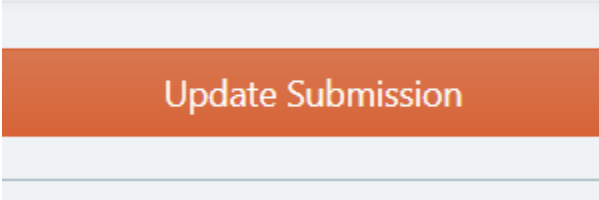
8 x 8 x 20 - Craft Corridor + Virtual - (\$150.00)

Under Booth Details, make a new selection from the drop-down menu.




The screenshot shows a web interface for booth details. At the top, there is a grey header with the text "Booth Details". Below this is a light blue box containing the text "Booth payment is not due until application approval." Underneath is a section titled "Booth" with a small icon. A drop-down menu is open, showing the current selection "8 x 8 x 20 - Craft Corridor + Virtual - (\$150.00)" and a "Request a Booth..." option. Below that, a list of "Artist Booths" is displayed, including options for 8x8x20, 10x10x20, 20x10x20, 0x0x0, 8x8x14, 10x10x20, and 20x10x20, each with its respective price.

Click the ORANGE UPDATE SUBMISSION button.



Make sure the change to your booth was registered by clicking the BLUE Booth Button again.



Log out by clicking the log out button in the top right corner.

